AIKO

NEOSTAR

3P54 Mono-Glass Module

475W-500W



Technical Features:

- Partial Shading Optimisation
- Better Temperature Coefficient
- High Temperature Restriction
- Micro-crack Resistance
- Higher Power
- Lower BOS
- More Aesthetic Values
- Infinite Technology

TIER 1 BloombergNEF

ESG Sustainability Award 2023/24 Excellence

inter solar award 2023 WINNER

reddot winner 2023

25 year Product Warranty

30 year Performance Warranty

CE

TÜVRheinland

Warranty partner

Munich RE

Made in China

Neostar 3P54

AIKO-Axxx-MCE54Mw

500W	25.0%	1%	0.35%
Output	Efficiency	First-year Degradation	Annual Degradation from Year 2-30

30-year Linear Performance Warranty

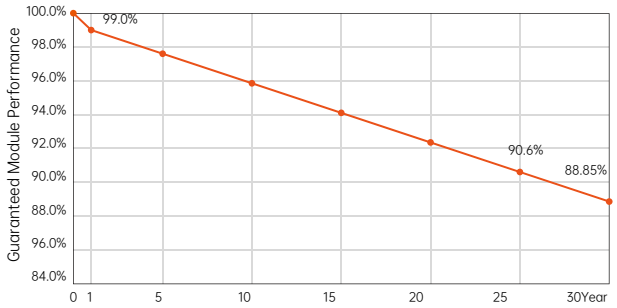

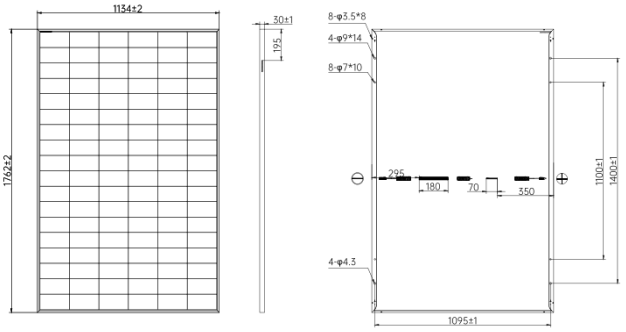

Tolerance
L: ±2mm
W: ±2mm
Unit: mm

Electrical Characteristics (STC: AM1.5 1000W/m² 25℃ NOCT: AM1.5 800W/m² 20℃ 1m/s)

Power Binning Tolerance:0~ + 3%

Module Type	AIKO-A475-MCE54Mw		AIKO-A480-MCE54Mw		AIKO-A485-MCE54Mw		AIKO-A490-MCE54Mw		AIKO-A495-MCE54Mw		AIKO-A500-MCE54Mw	
Test Conditions	STC	NOCT	STC	NOCT	STC	NOCT	STC	NOCT	STC	NOCT	STC	NOCT
P_{max} [W]	475	360	480	364	485	367	490	371	495	375	500	379
V_{oc} [V]	40.80	38.71	40.90	38.80	41.00	38.90	41.10	38.99	41.20	39.09	41.30	39.18
V_{mp} [V]	34.40	32.64	34.50	32.73	34.60	32.83	34.70	32.92	34.80	33.02	34.90	33.11
I_{sc} [A]	14.76	11.93	14.80	11.96	14.84	11.99	14.88	12.02	14.92	12.06	14.96	12.09
I_{mp} [A]	13.81	11.04	13.92	11.13	14.02	11.21	14.13	11.29	14.23	11.37	14.33	11.46
Module Efficiency	**23.8%**		**24.0%**		**24.3%**		**24.5%**		**24.8%**		**25.0%**	

Product Specification

Cell Type	N-Type BC
Glass	3.2mm tempered glass
Backsheet	High weather resistant backsheet
Frame	Black anodized aluminum
Cable	4mm²(IEC) 12AWG(UL) ±1200mm
No. of Cells	108(6*18)
Junction Box	IP68, 3 bypass diodes
Connector	PV-KST4-EVO 2A/6I/ PV-KBT4-EVO 2A/6I from Staubli Electrical Connectors AG
Weight	20.6kg±3%
Dimension	1762*1134*30mm
Package Detail	37pcs per pallet / 222pcs per 20'GP / 962pcs per 40'HC

Temperature Ratings (STC)

Temperature Coefficient of I_{sc}	+ 0.05%/ °C
Temperature Coefficient of V_{oc}	- 0.22%/ °C
Temperature Coefficient of P_{max}	- 0.26%/ °C

Installation Guide

T_{98} max	70℃
Module Operation Temperature	-40℃ - +85℃
Maximum Series Fuse Rating	25A
Protection Class	Class II
P_{MAX} and V_{OC} and I_{SC} Tolerance	±3%
Maximum System Voltage	DC1500V
Maximum Static Loading	Front 5400Pa Back 2400Pa
Hail Test	25 mm diameter hail at 23 m/s
Fire Rating	IEC Class C

Zhejiang Aiko Solar Technology Co., Ltd.
www.aikosolar.com
marketing@aikosolar.com

*AIKO reserves right to update the specification without notice
V2.1_202502_DsDr_EN
* AU Market Only